



ಬೃಹತ್ ಬೆಂಗಳೂರು ಮಹಾನಗರ ಪಾಲಿಕೆ
Bruhat Bengaluru Mahanagara Palike



BBMP COVID-19 WAR ROOM 23.08.2022



OVERVIEW OF COVID-19 IN BENGALURU

CASE TRENDS ACTIVE CASES **7,651**

<u>Confirmed Cases</u>	<u>Recovered Cases</u>	<u>Death Cases</u>
987	799	0
18,59,935 #	18,35,303 #	16,981 #

HOSPITALIZATION **63**

<u>ICU – V</u>	<u>ICU</u>	<u>HDU</u>	<u>General</u>
-	19	4	40

INCLUDES GOVT. QUOTA AND PRIVATE WALK-IN HOSPITALIZATION

VACCINATION **6,914** 2,04,31,450 #

<u>First Dose</u>	<u>Second Dose</u>	<u>Precaution Dose</u>
216	427	6,271
96,68,311 #	94,44,221 #	11,96,973 #

TRIAGING

MTU

22

Tele Triage

740

ACTIVE CLUSTERS

10

Budding Clusters (<5 Cases)

10

Clusters (> 5 cases)

0

TESTING **16,159** 3,13,92,420 #

<u>Positivity : 5.91%</u>	<u>RAT</u>	<u>RTPCR</u>
<small>*FOR LAST 7 DAYS</small>	3,194	12,965

: indicates cumulative numbers till date



ABSTRACT OF COVID-19 SCENARIO IN BENGALURU

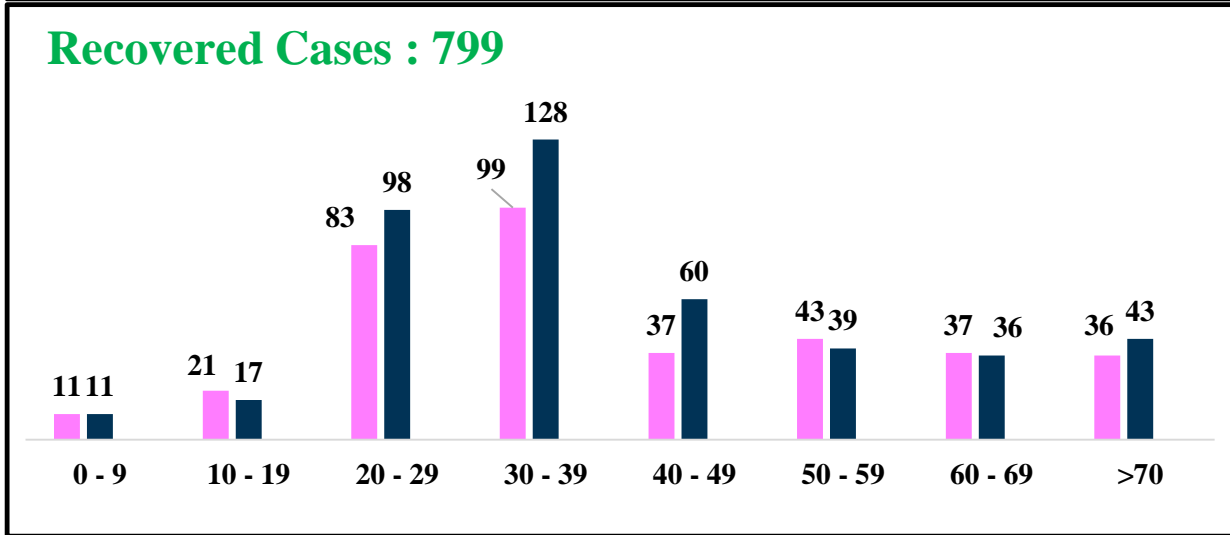
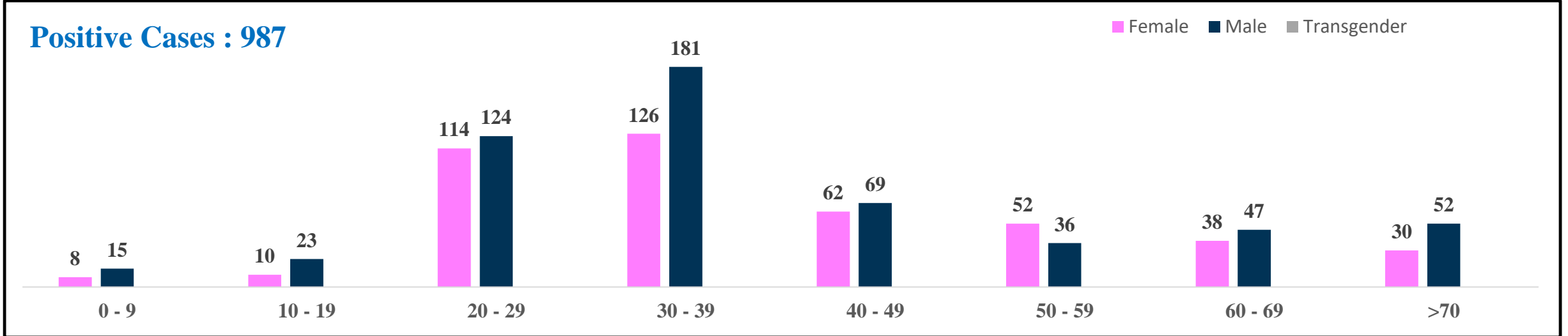


	MALE			FEMALE			TRANSGENDER			TOTAL		
	Last 24 Hours	Last 7 Days	Cumulative	Last 24 Hours	Last 7 Days	Cumulative	Last 24 Hours	Last 7 Days	Cumulative	Last 24 Hours	Last 7 Days	Cumulative
Positive Cases	547	3,443	10,96,724	440	2,862	7,62,319	0	0	196	987	6,305	18,59,935
Recovered Cases	432	2,858	10,81,546	367	2,466	7,53,664	0	1	186	799	5,325	18,35,303
Death Cases	0	1	10,754	0	0	6,223	0	0	4	0	1	16,981
Total Tests Done	In Last 24 hrs. : 16,159			In last 7 days :1,06,634			Cumulative: 3,13,92,420					
Vaccine Doses Administered	In Last 24 hrs. 6,914			In last 7 days: 34,379			Cumulative : 2,04,31,450					
ACTIVE CASES							7,651					

*Covid deaths occurred today : 00 | Covid deaths occurred beyond last 24hrs., reported today : 00

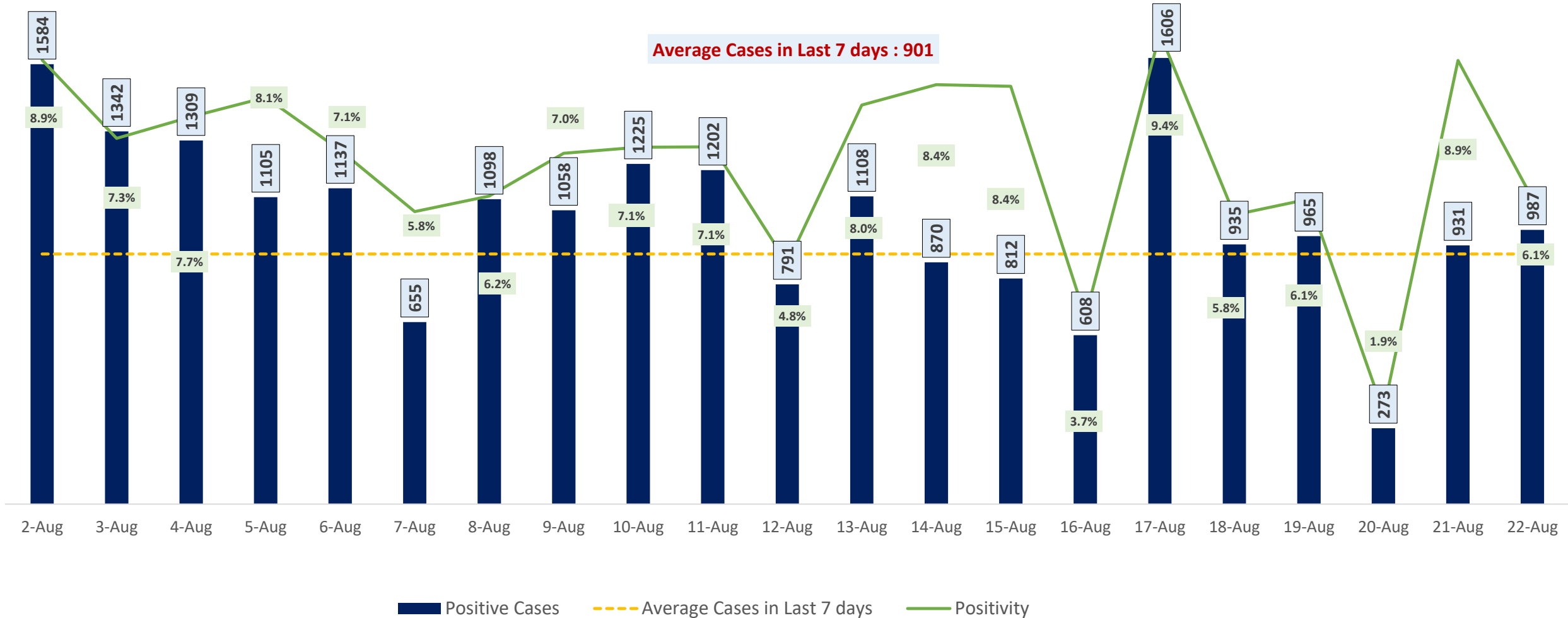


LAST 24 HOURS AGE GROUP AND GENDER WISE DISTRIBUTION





POSITIVITY RATE OF BENGALURU – LAST 21 DAYS





TESTING TRENDS IN BENGALURU

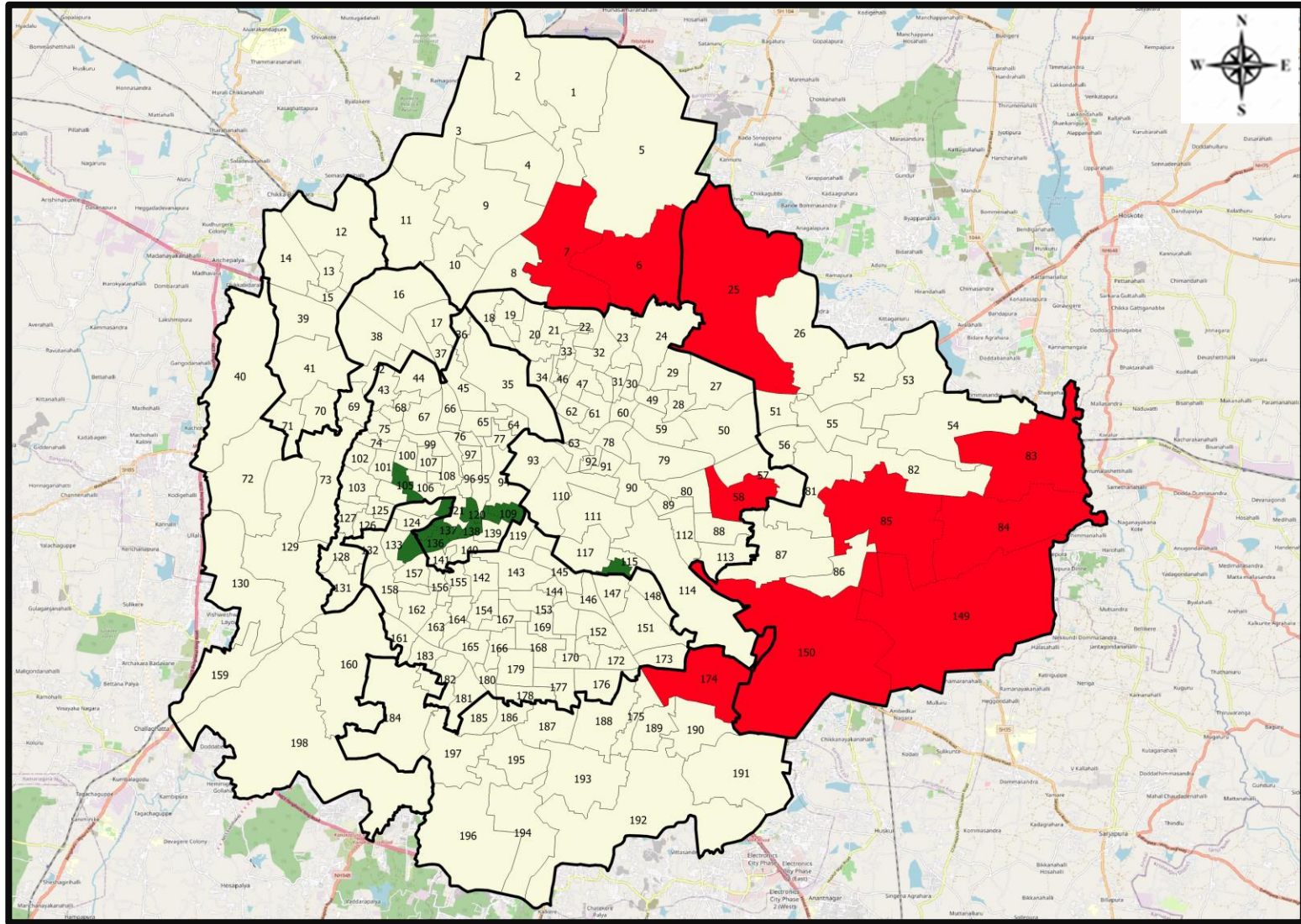


Total Test Conducted Till Date	Test Conducted Last 24 hours	Last 7 Days Average
3,13,92,420	16,159	15,233





BENGALURU URBAN MAP SHOWING TREND OF POSITIVE CASES IN LAST 7 DAYS



Top 10 wards reporting highest number of positive cases in last 7 days

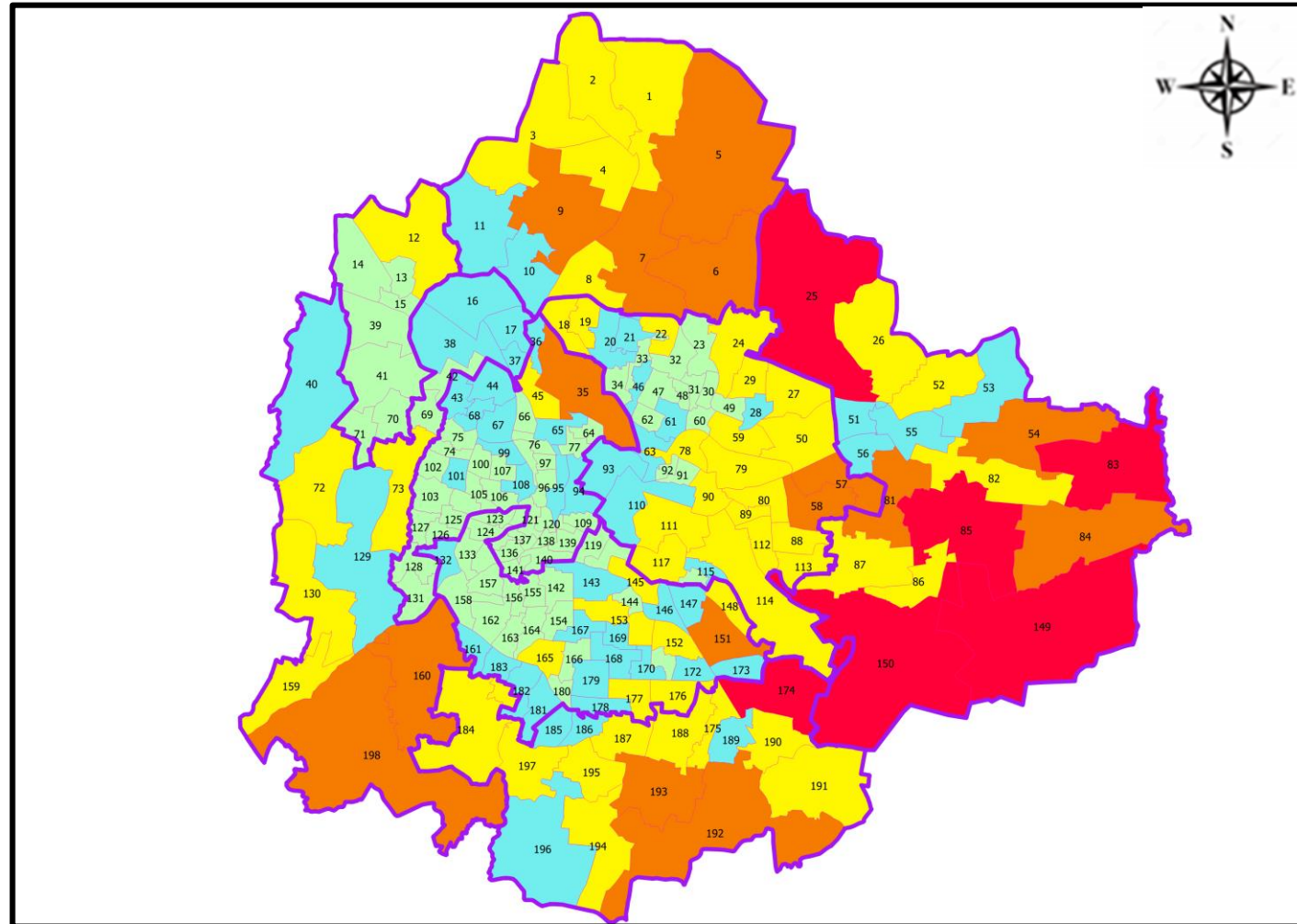
Ward No.	Ward Name	Daily Cases Average
150	Bellanduru	66
85	Dodda Nekkundi	33
174	HSR Layout	25
149	Varthuru	24
25	Horamavu	23
83	Kadugodi	22
84	Hagadur	19
7	Byatarayanapura	18
58	New Tippasandra	17
6	Thanisandra	15







Top 10 wards reporting least number of positive cases in last 7 days

Ward No.	Ward Name	Daily Cases Average
138	Chalavadipalya	0
137	Rayapura	0
136	Jagajivanram Nagar	0
135	Padarayanapura	0
134	Bapuji Nagar	0
122	Kempapura Agrahara	0
120	Cottonpete	0
116	Nilasandra	0
109	Chickpete	0
105	Agrahara Dasarahalli	0



BENGALURU MAP SHOWING INTENSITY OF POSITIVE CASES IN LAST 7 DAYS



-  **Level 1 : 0 to 10 Cases**
-  **Level 2 : 10 to 25 Cases**
-  **Level 3 : 25 to 75 Cases**
-  **Level 4 : 75 to 150 Cases**
-  **Level 5 : More than 150 Cases**
-  **Zone Boundaries**

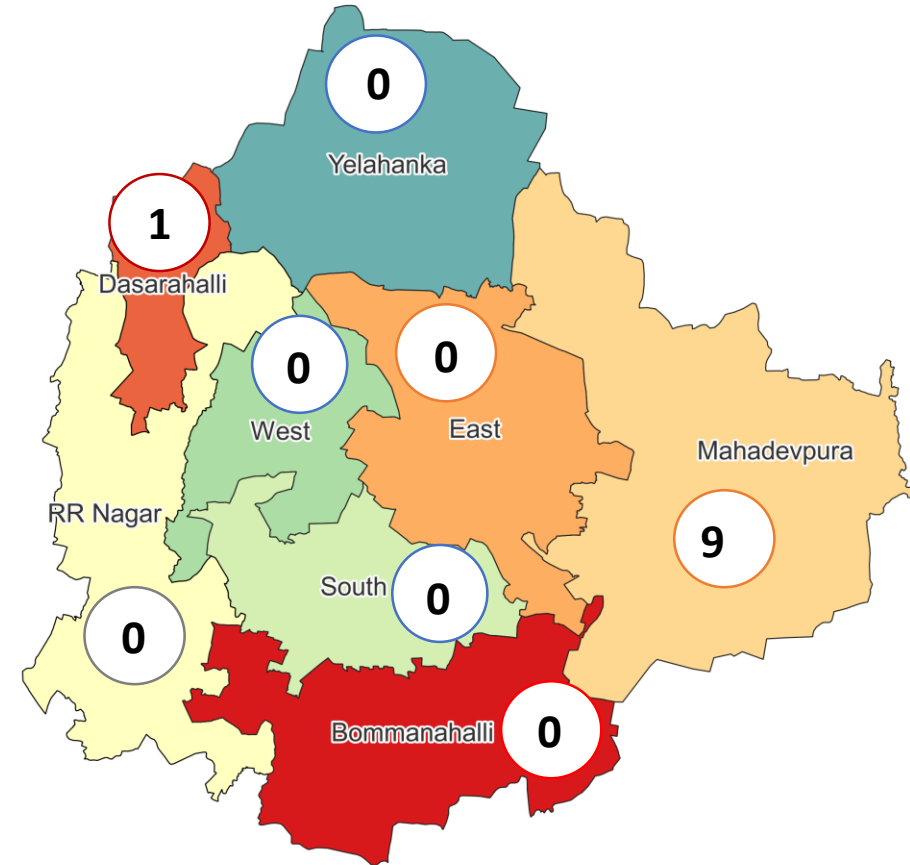


CLUSTER DETAILS



Zone Name	TOTAL CLUSTERS	Budding Clusters	Clusters	Outbreaks
		Less Than 5 Cases	5 To 14 Cases	More Than 14 Cases
BOMMANAHALLI	0 (-)	0 (-)	0 (-)	0 (-)
DASARAHALLI	1 (-)	1 (-)	0 (-)	0 (-)
EAST	0 (-)	0 (-)	0 (-)	0 (-)
MAHADEVPURA	9 (-)	9 (-)	0 (-)	0 (-)
RR NAGAR	0 (-)	0 (-)	0 (-)	0 (-)
SOUTH	0 (-)	0 (-)	0 (-)	0 (-)
WEST	0 (-)	0 (-)	0 (-)	0 (-)
YELAHANKHA	0 (-)	0 (-)	0 (-)	0 (-)
TOTAL	10 (-)	10 (-)	0 (-)	0 (-)

Total Active Clusters



Types of Clusters

Zone Name	Apartments/ Villa	Individual House	Hostels/Quarters	Others	Schools/Colleges
BOMMANAHALLI	0 (-)	0 (-)	0 (-)	0 (-)	0 (-)
DASARAHALLI	0 (-)	0 (-)	0 (-)	1 (-)	0 (-)
EAST	0 (-)	0 (-)	0 (-)	0 (-)	0 (-)
MAHADEVPURA	9 (-)	0 (-)	0 (-)	0 (-)	0 (-)
RR NAGAR	0 (-)	0 (-)	0 (-)	0 (-)	0 (-)
SOUTH	0 (-)	0 (-)	0 (-)	0 (-)	0 (-)
WEST	0 (-)	0 (-)	0 (-)	0 (-)	0 (-)
YELAHANKHA	0 (-)	0 (-)	0 (-)	0 (-)	0 (-)
TOTAL	9 (-)	0 (-)	0 (-)	1 (-)	0 (-)

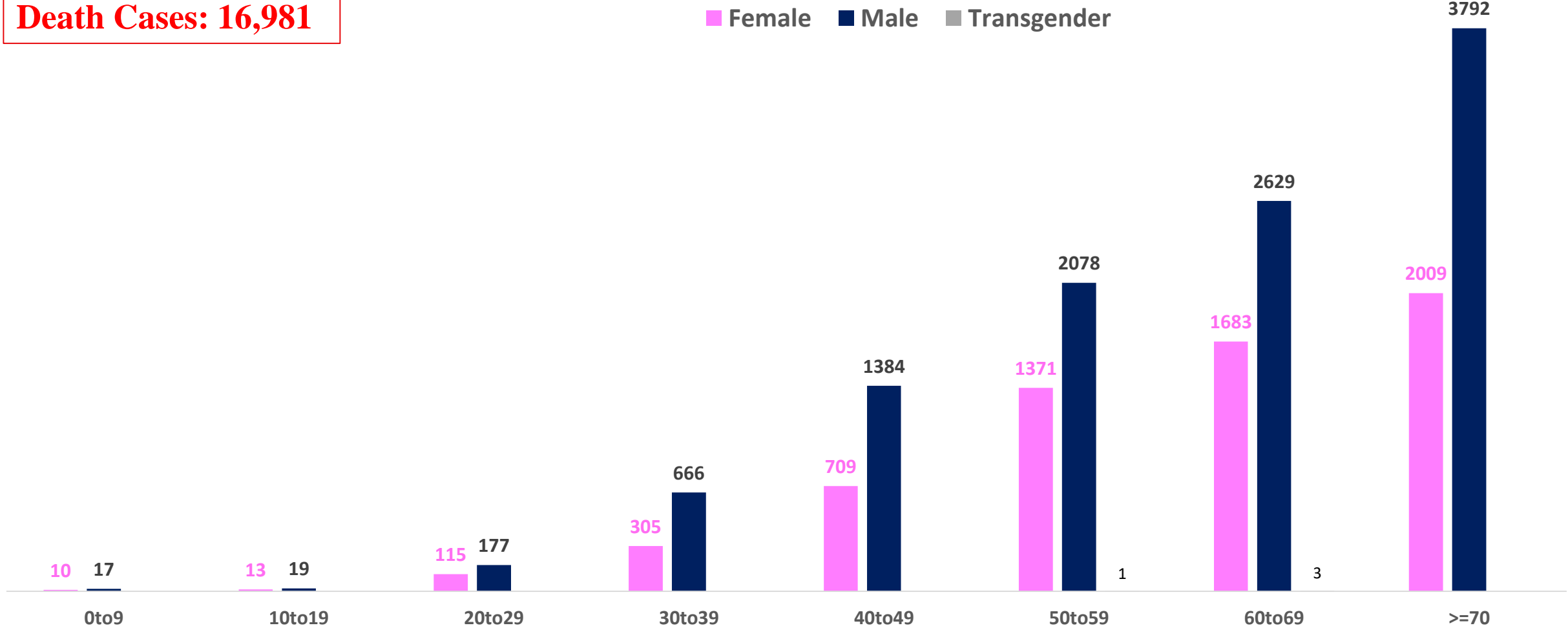
▲▼ : Shows increase and decrease in numbers as compared to previous day



AGE AND GENDER WISE DISTRIBUTION OF DEATH CASES



Death Cases: 16,981





VACCINATION COVERAGE AS ON 22.08.2022



Total Doses Administered

2,04,31,450

▲ 6,914

Total 12-14 years Population : 2.82 Lakhs

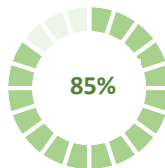
1ST DOSE



2,92,463
Doses administered

▲ 6

2ND DOSE

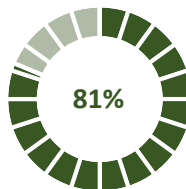


2,39,757
Doses administered

▲ 9

Total 15-18 years Population : 4.42 Lakhs

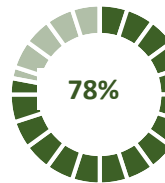
1ST DOSE



3,59,368
Doses administered

▲ 44

2ND DOSE

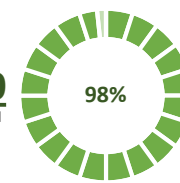


3,44,490
Doses administered

▲ 10

Total adult Population : 91.7 Lakhs

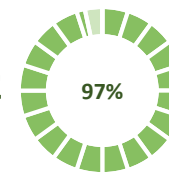
1ST DOSE



90,16,480
Doses administered

▲ 166

2ND DOSE



88,59,974
Doses administered

▲ 436

Priority Group*

Health Care Workers

Dose 1

2,10,386

Doses administered

▲ 0

Dose 2

2,07,097

Doses administered

▲ 4

Frontline Workers

Dose 1

3,81,988

Doses administered

▲ 0

Dose 2

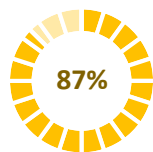
3,73,356

Doses administered

▲ 4

18 - 44 Years Coverage

Dose 1

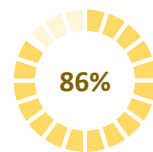


57,47,932

Doses administered

▲ 127

Dose 2



56,41,386

Doses administered

▲ 274

PRECAUTION DOSE



11,96,973

Doses administered

▲ 6,271

PRECAUTION DOSES ADMINISTERED

Health Care Workers

94,519

Booster Doses administered

▲ 71

Front Line Workers

1,35,155

Booster Doses administered

▲ 274

60 + Years Coverage

3,83,462

Booster Doses administered

▲ 429

18 + Years Coverage

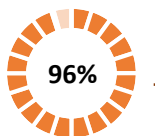
5,83,837

Booster Doses administered

▲ 5,497

45 – 59 Years Coverage

Dose 1

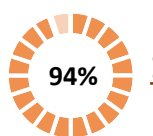


16,95,590

Doses administered

▲ 24

Dose 2



16,73,347

Doses administered

▲ 77

60 + Years Coverage

Dose 1



9,80,584

Doses administered

▲ 15

Dose 2



9,64,788

Doses administered

▲ 77

▲ indicates the increase in last 24 hours



COVID-19 SCENARIO IN BENGALURU AND OTHER METROPOLITIAN CITIES



CITY NAME	Positive Cases	Active Cases	Recovered	Deceased	Vaccine Doses Administered
New Delhi	19,94,448	4,645	19,63,376	26,427	3,63,08,709
Bengaluru*	18,59,935	7,651	18,35,303	16,981	2,35,17,149
Mumbai	11,38,019	5,769	11,12,577	19,673	2,19,86,902
Chennai	7,86,672	2,338	7,75,265	9,069	1,11,30,342

Source : <https://dashboard.cowin.gov.in/> at 5:15pm (23.08.2022)
Source : <https://www.covid19bharat.org/> at 5:15pm(23.08.2022)

*includes BBMP & Bengaluru Urban



SNAPSHOT OF COVID-19 CASES IN BENGALURU URBAN



**Total Wards With
< =10 Cases* :
69**

**Tests Conducted
on 22.08.2022:
16,159**

**Recovery
Rate*:
98.68%**

**Total
Active Cases :
7,651**

**Total Vaccinated
on 22.08.2022:
6,914**

**Positivity
Rate* :
5.91%**

**Active
Rate*:
0.41%**

**Case
Fatality Rate* :
0.02%**





*Total positive cases In the past 7 days

*CFR and positivity is for Past 7 days



ಬೃಹತ್ ಬೆಂಗಳೂರು ಮಹಾನಗರ ಪಾಲಿಕೆ
Bruhat Bengaluru Mahanagara Palike



Download BBMP Bulletin	https://apps.bbmpgov.in/covid19/mediabulletin.php
To register for vaccination :	https://selfregistration.cowin.gov.in/
BBMP COVID19 Dashboard:	https://apps.bbmpgov.in/covid19/
Follow us on:	 www.facebook.com/bbmp.comm1/
	 twitter.com/BBMPCOMM
	  BBMPSplHealth

Issued by:

Honorable Chief Commissioner, BBMP
Special Commissioner Health & IT, BBMP
MD, Bengaluru Smart City Limited

THANK YOU !

